



AllProView Whitepaper

From Concept to Project

AllProView is a web-based resource management solution targeting corporate and professional service organizations that need to effectively manage and monitor portfolios of projects or activities and their associated human and material resources.

(Version 1.00 - Apr 2010)

Table of Contents

Introduction	3
Purpose	3
AllProView Overview.....	4
Objectives	4
AllProView Users.....	5
Concept Development	6
allProView Project Viability	6
Example Initiative Viability Screen	7
Portfolio Viability	8
Example Portfolio Online View.....	8
Example Bubble Chart View	9
From Concept to Project	10
Virtual Resources	10
Planned Virtual Resources	10
More Information.....	11

Introduction

AllProView is a unique and powerful internet-based application offering corporate resource managers, line & project managers, and administrators a sophisticated solution to centrally plan and administer Human Resources and Materials against portfolios of activities, cost associated assignments and capture actual spend in the form of Timesheets. This is complemented by a variety of export and reporting features.

A series of whitepapers describes the reasoning and purpose of key elements of our solution, and how they are relevant to modern day organizations.

Purpose

This whitepaper presents an overview of the planning process we can support – from initiating a concept, through to running and tracking a resulting project.

AllProView Overview

Objectives

The primary objectives of the product are to enable your organisation to:

- Centrally plan, model and administer groups of activities within portfolios.
- Manage pools of resources across multiple activity or project assignments.
- Charge these resources to multiple activity or project cost centres and integrate into your billing or financial system.
- Manage resource demand into the future and monitor your actual, committed and forecast demand for given resource types.
- Have a single, up-to-date resource pool where administration is delegated to pool or department administrators.
- Ensure appropriate governance across project feasibility, creation, resource allocation, costing, charging and approval processes.

Being based on web-technology provides the ability to access the system from anywhere at any time. AllProView will allow your staff to operate from anywhere, using any browser - all data is held centrally in a secure database. All system activity is logged and allows you to easily find out who (your staff) has been doing what on your system.

The application generally operates on an ASP (Application Service Provider) model or service where all of your code and data is centrally managed. You have nothing to install or store locally.

The following picture summarises the functional make-up of AllProView:

Resource Administration	Activity & Resource Calendaring	Client & Client Contact Management	Time-Sheeting
User Administration	Virtual Resource Administration	Reporting, Graphs & Charts	Assignment Management
Notifications	Data Configuration	Activity Administration	Portfolio & Activity Financials

Figure 1 - AllProView Functional Building Blocks

AllProView Users

The following graphic shows, in a nutshell, the roles and relationships for the primary users of the system:

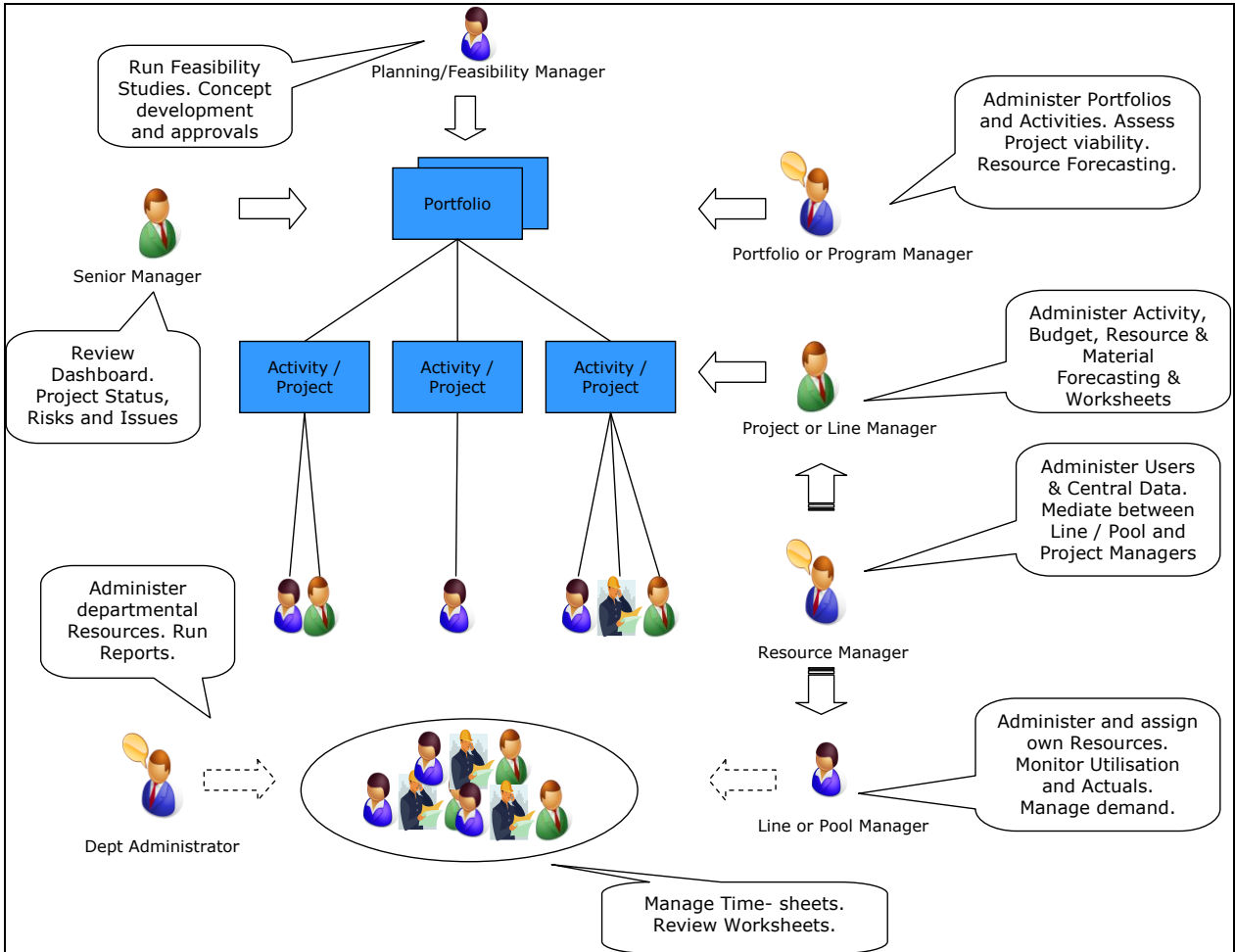


Figure 2 - User Role Overview

Concept Development

The process of managing concept or feasibility development is often ad-hoc in many organisations. Methodologies vary in their state of maturity and governance is often poor. How do we assess which initiatives can progress to the initial or next stage of funding?

allProView innately provides both of the above out of the box.

Dedicated allProView portfolios can represent groupings of your feasibility, pipeline or investigation projects/initiatives. The resources and material forecasts therein represent forecast spend for a concept level initiative. Combining this with our project “Viability” information allows you to present initiatives to senior management with their respective Return on Investment (ROI) and Net Present Value (NPV) figures.


allProView Project Viability


Each activity within the system has a “Viability” tag – see below – to optionally allow you to assess the viability of your initiative or proposal using the following criteria:

- **Achievability Rating**
 - How achievable or do-able is this proposal? This is a simple score from 1 to 5.
- **Benefit Rating**
 - What is the real benefit to the organization? This is a simple score from 1 to 5.
- **Net Present Value**
 - What is the value in real (today’s) terms?
 - A series of cash flows is input (Year 0 to 5) to calculate this.
 - An interest or discount rate is applied.
- **Return On Investment**
 - What is the percentage value of the proposed investment?
 - A series of cash flows is input (Year 0 to 5) to calculate this.
 - An interest or discount rate is applied.

Example Concept Viability Screen

Activity Viability - Upgrade HR System





Activity Overview Resource Forecast Resource Actuals Material Forecast Material Actuals Financials Reporting Risks Issues

Viability

	Forecast	Actual
Budget:	15,000.00	15,000.00
Resources:	0.00	0.00
Materials:	0.00	0.00
Total Costs:	\$0,000.00	\$0,000.00
Balance:	\$15,000.00	\$15,000.00

Activity Viability

Benefit Rating: Achievability Rating:

Interest Rate:

	Year 0	Year 1	Year 2	Year 3	Year 4	Year 5
Cost:	80,000.00	5,000.00	5,000.00	5,000.00	5,000.00	5,000.00
Benefit:	0.00	30,000.00	30,000.00	30,000.00	30,000.00	30,000.00
NPV:	\$21,147.12					
RDI:	21.10%					

Figure 3 - Activity/Concept Viability Screen

Portfolio Viability

Each activity must belong to an allProView portfolio. If you create one or more “Pipeline” or “Feasibility” portfolios – purely to manage and assess concept development, these underlying initiatives and their viability data can be presented online or in a Bubble Chart format to assist in decision making.

Example Portfolio Online View

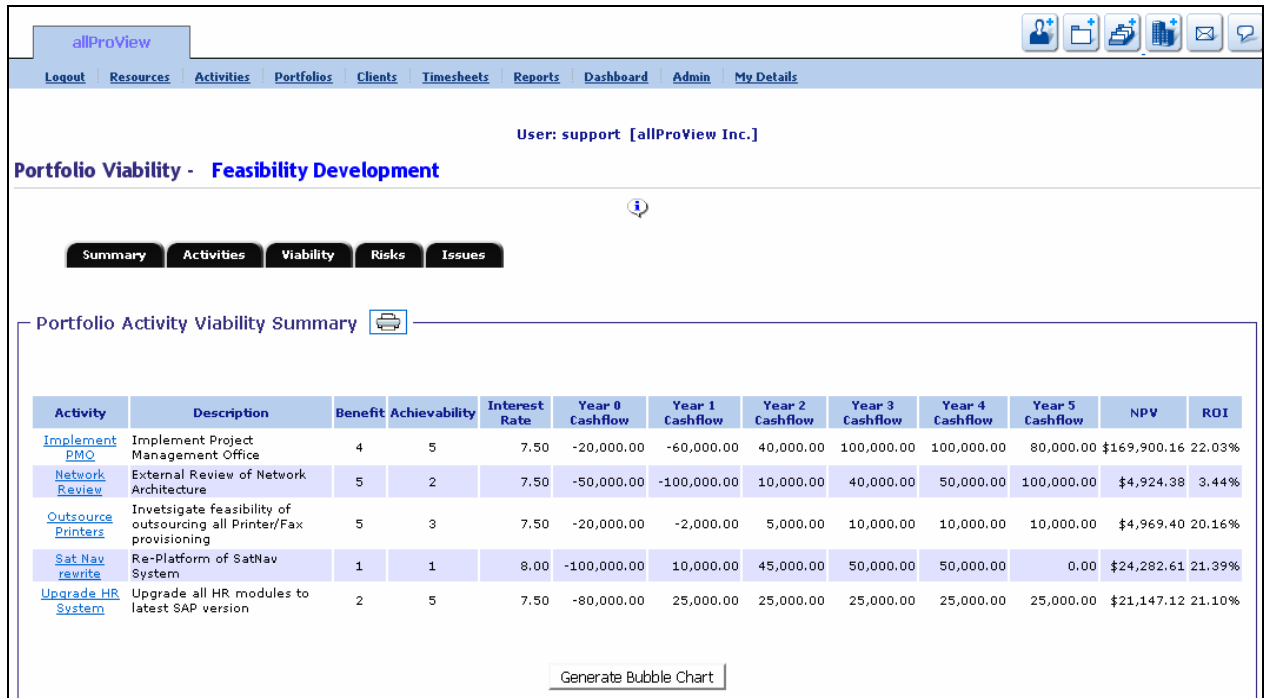


Figure 4 - Portfolio View of Initiative Viability

Example Bubble Chart View

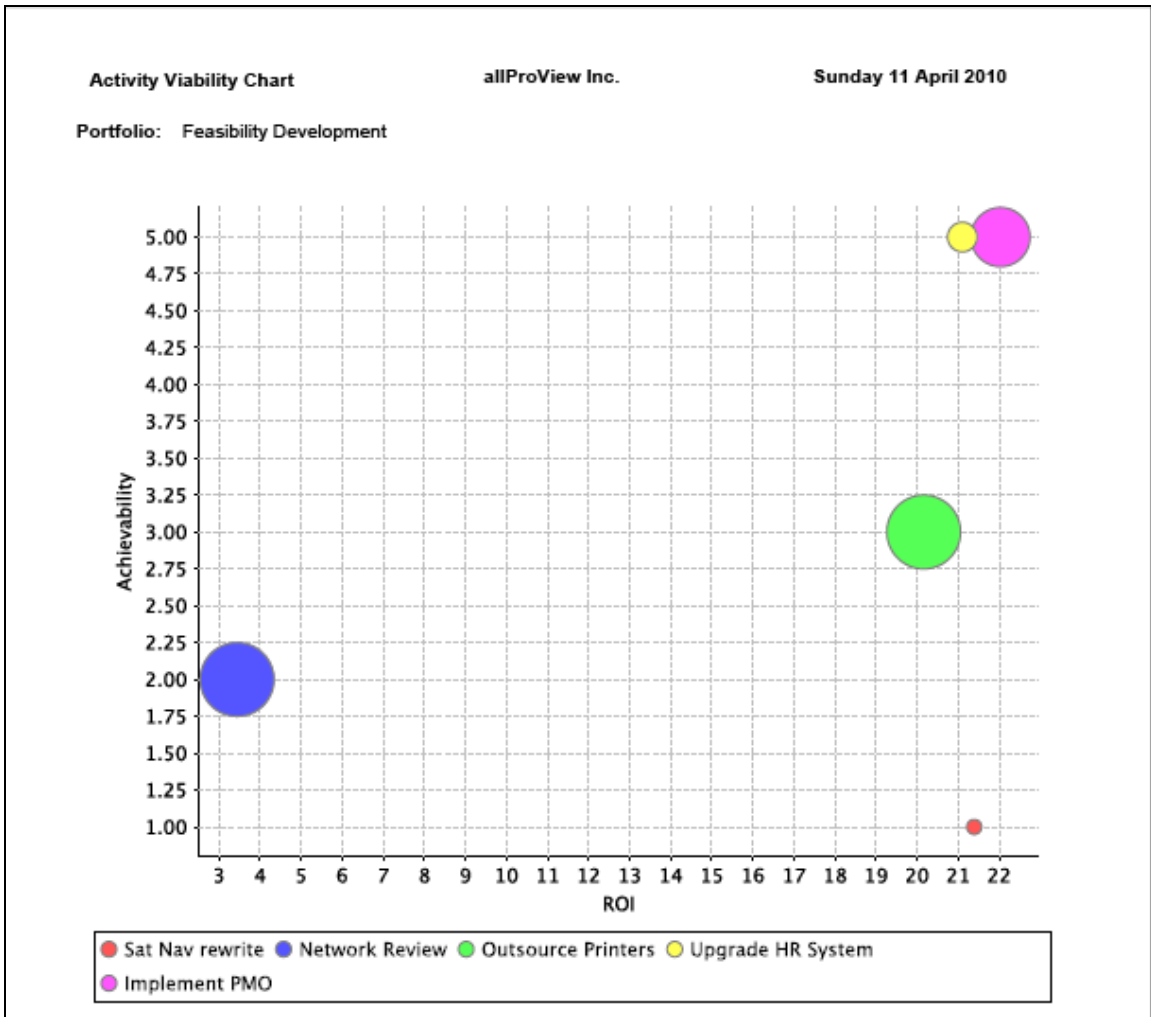


Figure 5 - Viability Bubble Chart

NB The bubble size represents the Benefit Rating.

From Concept to Project

Managing your concept development within our product ensures you have all relevant information in one place, online and accessible from anywhere.

However it must be emphasised that a key feature of allProView is the seamless linkage from concept development to actually running and tracking a resulting project. Once your “initiative” is approved the concept portfolio manager simply changes the portfolio to the appropriate implementation portfolio, and assigns a manager. All over in a few mouse-clicks!

Virtual Resources

When you are estimating the costs for pre-project or a concept-level budget, you can simply staff the would-be project with Virtual resources (and forecast materials) to determine costs. Let the system do the work for you.

Subsequent to project approval these virtual resources can be turned into real staff and contractors using our auto-matching (match pool) feature. Once again – let the system do the work.

Planned Virtual Resources

Another feature to provide additional flexibility in this pre-project phase is to allow you to tag your virtual assignments as “Planned”. This means that your resource needs will not (yet) be visible to resource or line managers – until you want them to be.

More Information

Contact business@AllProView.com for further information.